



Universal Tubing Adapter

INSTRUCTIONS FOR USE

PRODUCT DESCRIPTION

The Universal Tubing Adapter is designed for use with the Aspira® Drainage Catheter. It connects to the valve and enables connection of the Aspira Drainage Catheter to a drainage system.

INDICATIONS FOR USE

The Universal Tubing Adapter is intended to provide access to the Aspira Drainage Catheter. It is used to drain fluid using standard wall suction, water seal drainage system, glass vacuum bottle, syringe or other appropriate method.

CONTRAINDICATIONS

None known when used with the Aspira Drainage Valve Assembly.

WARNINGS

- For single patient use only. Do not reuse, reprocess or resterilize. Reuse, reprocessing or resterilization may compromise the structural integrity of the device and/or lead to device failure which, in turn, may result in patient injury, illness or death. Reuse, reprocessing or resterilization may also create a risk of contamination of the device and/or cause patient infection or cross-infection, including, but not limited to, the transmission of infectious disease(s) from one patient to another. Contamination of the device may lead to injury, illness or death of the patient.
- **Attach the Universal Tubing Adapter to the drainage line prior to attaching it to the catheter.**
- Do not use excessive force on the valve or catheter. Excessive force or incorrect usage may damage the device, or cause accidental catheter dislodgement.
- Do not access the catheter valve with anything other than Aspira Drainage System approved devices.
- Accessing the catheter valve with anything other than Aspira Drainage System approved devices may damage the valve.
- Dispose of used product in accordance with accepted medical practice and applicable local, state and federal regulations. Used product may present a potential biohazard.

PRECAUTIONS

- **Rx ONLY** Caution - Federal Law (USA) restricts this device to sale by or on the order of a physician.
- Use this device only if you are a qualified health professional.
- Use only the Universal Tubing Adapter to access the catheter with a wall suction unit, water seal drainage system, glass vacuum bottle, syringe or other appropriate device.

POTENTIAL COMPLICATIONS

Pleural and Peritoneal fluid drainage may result in any of the following complications:

- Accidental catheter dislodgement, breakage or removal
- Exposure to bodily fluids
- Hypotension subsequent to drainage
- Infection
- Leakage
- Low flow rate/prolonged drainage
- Occlusion
- Pain during fluid removal
- Skin irritation or infection

PLEURAL COMPLICATIONS

- Re-expansion pulmonary edema

PERITONEAL COMPLICATIONS

- Electrolyte imbalance
- Loculation of peritoneal cavity
- Peritonitis
- Protein depletion

USE INSTRUCTIONS

NOTE: Before beginning this procedure, read the "Contraindications", "Warnings", "Precautions" and "Potential Complications" sections of these instructions for use.

DRAINAGE PROCEDURE

USING A WALL SUCTION UNIT:










1. Connect the Universal Tubing Adapter to the wall suction line and activate the pinch clamp.
2. Push the Universal Tubing Adapter and suction line onto the catheter until you hear or feel a click. Tug gently to ensure the connection is secure. Open the pinch clamp.
3. Initiate drainage.
4. When ready to disconnect wall suction, pinch the wings on the Luer Adapter or the Universal Tubing Adapter until it easily comes away from the catheter valve.

NOTE: Continuous or intermittent wall suction is acceptable.

5. Wipe the end of the catheter valve with a new alcohol pad. Place the new valve protective cap over the catheter valve.

WARNING: Attach the Universal Tubing Adapter to the wall suction line prior to attaching it to the catheter.

CAUTION: Use only the Universal Tubing Adapter to access the catheter with a wall suction unit, water seal drainage system, glass vacuum bottle, or other appropriate method.

SYMBOL	DESIGNATION
	Use By: YYYY-MM-DD
	Lot Number
	Catalog Number
	Do Not Re-sterilize
	Do Not Use if Package is Damaged
	Single Use
	Caution: Consult accompanying documents. Read instructions prior to use.
	Sterilized Using Ethylene Oxide
	Caution: Federal (USA) law restricts this device to sale by or on the order of a physician

Medical Device.

Sterile Package.



www.merit.com



Manufacturer:

Merit Medical Systems, Inc.
1600 West Merit Parkway,
South Jordan, Utah 84095 U.S.A.
1-801-253-1600
U.S.A Customer Service 1-800-356-3748



Authorized Representative:

Merit Medical Ireland Ltd,
Parkmore Business Park West,
Galway, Ireland
EU Customer Service +31 43 358 82 22