

INSTRUCTIONS FOR USE

PRODUCT DESCRIPTION

The Medallion® syringe contains a calibrated hollow barrel into which is inserted a closely fitted movable plunger and tip or O-Ring. The barrel contains a fixed male luer connector, which is compatible with female luer hubs.

INDICATIONS FOR USE

The Merit syringe is used to inject fluids into, or withdraw fluids from, the body.

PRECAUTIONS

Read manufacturer's instructions prior to use.

Rx ONLY Caution: Federal (USA) law restricts this device to sale by or on the order of a physician trained and/or experienced in the use of the device.

Inspect the device prior to use to verify that no damage has occurred during shipping. Do not use after expiration date.

REUSE PRECAUTION STATEMENT

For single patient use only. Do not reuse, reprocess or resterilize. Reuse, reprocessing or resterilization may compromise the structural integrity of the device and/or lead to device failure which, in turn, may result in patient injury, illness, or death. Reuse, reprocessing, or resterilization may also create a risk of contamination of the device and/or cause patient infection or cross-infection, including, but not limited to, the transmission of infectious disease(s) from one patient to another. Contamination of the device may lead to injury, illness, or death of the patient.

CONTRAINDICATIONS

None known.

















CLINICAL BENEFITS

Administration or withdrawal of fluids or the creation of a vacuum during appropriate procedures.

INSTRUCTIONS FOR USE

1. Using aseptic technique, open the package containing the sterile product.
2. Inspect for damage or improper assembly.
3. To prep the syringe, using one or two hands, pump the piston back and forth several times to ensure that the piston moves smoothly.
4. To withdraw fluids, pull the plunger back and maintain pressure.
5. Connect the syringe head to the female luer by turning the syringe clockwise.
6. To inject, push the syringe plunger, injecting the appropriate amount of fluid.

Nominal capacity accuracy per ISO 7886-1

	Single use
	Caution
	Non-pyrogenic
	Do Not Use If Package is Damaged and Consult Instruction for Use
	Manufacturer
	Use by date: YYYY-MM-DD
	Catalog number
	Lot number
	Date of Manufacture: YYYY-MM-DD
	Medical Device
	Unique Device Identifier
	Consult Instructions for Use For electronic copy scan QR code, or go to www.merit.com/ifu and enter IFU ID. For printed copy, call U.S.A. or EU Customer Service
	Do not resterilize
	Single sterile barrier system
	Sterilized Using Ethylene Oxide
	Sterilized Using Irradiation



www.merit.com



Manufacturer:
Merit Medical Systems, Inc.
1600 West Merit Parkway
South Jordan, Utah 84095 U.S.A.
1-801-253-1600
U.S.A. Customer Service 1-800-356-3748