

## INSTRUCTIONS FOR USE

### PRODUCT DESCRIPTION

The Medallion® syringe contains a calibrated hollow barrel into which is inserted a closely fitted movable plunger and tip or O-Ring. The barrel contains a fixed male luer connector, which is compatible with female luer hubs.

### INDICATIONS FOR USE

The Merit syringe is used to inject fluids into, or withdraw fluids from, the body.

### PRECAUTIONS

Read manufacturer's instructions prior to use.

**Rx ONLY** Caution: Federal (USA) law restricts this device to sale by or on the order of a physician trained and/or experienced in the use of the device.

Inspect the device prior to use to verify that no damage has occurred during shipping. Do not use after expiration date.

### REUSE PRECAUTION STATEMENT

For single patient use only. Do not reuse, reprocess or resterilize. Reuse, reprocessing or resterilization may compromise the structural integrity of the device and/or lead to device failure which, in turn, may result in patient injury, illness, or death. Reuse, reprocessing, or resterilization may also create a risk of contamination of the device and/or cause patient infection or cross-infection, including, but not limited to, the transmission of infectious disease(s) from one patient to another. Contamination of the device may lead to injury, illness, or death of the patient.

### CONTRAINDICATIONS

None known.


















### CLINICAL BENEFITS

Administration or withdrawal of fluids or the creation of a vacuum during appropriate procedures.

### INSTRUCTIONS FOR USE

- Using aseptic technique, open the package containing the sterile product.
- Inspect for damage or improper assembly.
- To prep the syringe, using one or two hands, pump the piston back and forth several times to ensure that the piston moves smoothly.
- To withdraw fluids, pull the plunger back and maintain pressure.
- Connect the syringe head to the female luer by turning the syringe clockwise.
- To inject, push the syringe plunger, injecting the appropriate amount of fluid.

Nominal capacity accuracy per ISO 7886-1

	Single use
	Caution
	Non-pyrogenic
	Do Not Use If Package is Damaged and Consult Instruction for Use
	Manufacturer
	Use by date: YYYY-MM-DD
	Authorized Representative in European Community
	Catalog number
	Lot number
	Date of Manufacture: YYYY-MM-DD
	Medical Device
	Unique Device Identifier
	Consult Instructions for Use For electronic copy scan QR code, or go to <a href="http://www.merit.com/ifu">www.merit.com/ifu</a> and enter IFU ID. For printed copy, call U.S.A. or EU Customer Service
	Do not resterilize
	Single sterile barrier system
	Sterilized Using Ethylene Oxide
	Sterilized Using Irradiation



Manufacturer:  
**Merit Medical Systems, Inc.**  
 1600 West Merit Parkway  
 South Jordan, Utah 84095 U.S.A.  
 1-801-253-1600  
 U.S.A. Customer Service 1-800-356-3748



Authorized Representative:  
**Merit Medical Ireland Ltd**  
 Parkmore Business Park West, Galway, Ireland  
 EC Customer Service +31 43 3588222