

Disinfecting Caps for Needle-free Valves
Each sterile DualCap[®] contains 70% isopropyl alcohol.

INSTRUCTIONS FOR USE

Use Aseptic Technique

DUALCAP SOLO[™] INSTALLATION

1. Holding the Light Blue DualCap Solo, grasp the foil tab and remove.
2. Twist the Light Blue DualCap Solo onto the needleless luer access valve in clockwise direction.

TO REMOVE:

1. Using two hands, grasp the needleless luer access valve and twist the Light BlueDualCap Solo counter clockwise.
2. Visually inspect the needleless luer access valve to verify that it is securely attached to the catheter.
3. Discard DualCap Solo per institutional guidelines after use.

No swabbing with alcohol is necessary when you keep all luer access valves capped with a Light Blue DualCap Solo.

A new Light Blue DualCap Solo should be placed on all luer access valves each time the IV line is disconnected and not in use.

INDICATIONS FOR USE

When left in place for 30 seconds, the Light Blue DualCap Solo disinfects needleless luer access valves; thereafter the caps provide a physical barrier to contamination up to 7 days under normal conditions if not removed.

WARNINGS

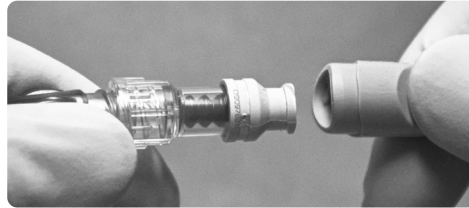
- Do not use if package is broken, torn or punctured, or if the sponge appears to be dry.
- Do not re-use. Do not re-sterilize.
- Follow instructions for use and institutional guidelines for disposal.
- Two-handed removal must be used to ensure luer access valve is not removed unintentionally.

This device is NOT made with Natural Rubber Latex

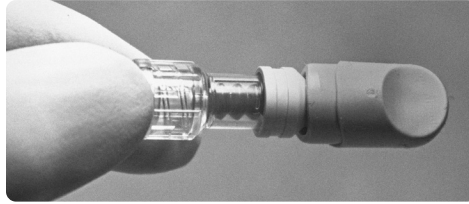
1. SEPARATE



2. CONNECT



3. DISINFECT



	Caution, Consult Instructions for Use
	Caution
	Single Use. Do not reuse. Reuse of this device may result in cross-contamination, plastic degradation, etc.
	Do not re-sterilize
	Use by date
	Catalog Number
	Sterilized using Irradiation
	Batch Code
	Federal (U.S.A.) Law restricts this device to sale by or on the order of a physician
	Do not use if package is damaged



CE 2797
www.merit.com

Manufacturer:
Merit Medical Systems, Inc.
1600 West Merit Parkway, South Jordan
Utah 84095 U.S.A.
1-801-253-1600 U.S.A.
Customer Service 1-800-356-3748

Disinfecting Caps for Needle-free Valves
Each sterile DualCap[®] contains 70% isopropyl alcohol.

INSTRUCTIONS FOR USE

Use Aseptic Technique

DUALCAP SOLO[™] INSTALLATION

1. Holding the Light Blue DualCap Solo, grasp the foil tab and remove.
2. Twist the Light Blue DualCap Solo onto the needleless luer access valve in clockwise direction.

TO REMOVE:

1. Using two hands, grasp the needleless luer access valve and twist the Light BlueDualCap Solo counter clockwise.
2. Visually inspect the needleless luer access valve to verify that it is securely attached to the catheter.
3. Discard DualCap Solo per institutional guidelines after use.

No swabbing with alcohol is necessary when you keep all luer access valves capped with a Light Blue DualCap Solo.

A new Light Blue DualCap Solo should be placed on all luer access valves each time the IV line is disconnected and not in use.

INDICATIONS FOR USE

When left in place for 30 seconds, the Light Blue DualCap Solo disinfects needleless luer access valves; thereafter the caps provide a physical barrier to contamination up to 7 days under normal conditions if not removed.

WARNINGS

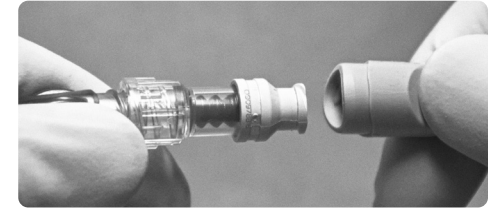
- Do not use if package is broken, torn or punctured, or if the sponge appears to be dry.
- Do not re-use. Do not re-sterilize.
- Follow instructions for use and institutional guidelines for disposal.
- Two-handed removal must be used to ensure luer access valve is not removed unintentionally.

This device is NOT made with Natural Rubber Latex

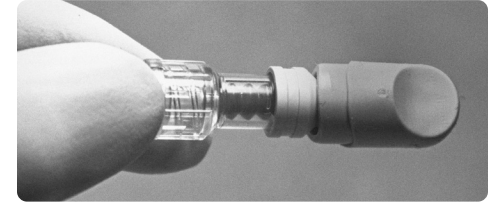
1. SEPARATE



2. CONNECT



3. DISINFECT



	Caution, Consult Instructions for Use
	Caution
	Single Use. Do not reuse. Reuse of this device may result in cross-contamination, plastic degradation, etc.
	Do not re-sterilize
	Use by date
	Catalog Number
	Sterilized using Irradiation
	Batch Code
	Federal (U.S.A.) Law restricts this device to sale by or on the order of a physician
	Do not use if package is damaged



CE 2797
www.merit.com

Manufacturer:
Merit Medical Systems, Inc.
1600 West Merit Parkway, South Jordan
Utah 84095 U.S.A.
1-801-253-1600 U.S.A.
Customer Service 1-800-356-3748