

Disinfecting Caps for Male Luer Connectors
Each sterile DualCap® contains 70% isopropyl alcohol.

INSTRUCTIONS FOR USE

Use Aseptic Technique

DUALCAP INSTALLATION:

1. Grasp the Dark Blue DualCap and remove from the IV Pole Strip®.
2. Twist the Dark Blue DualCap onto the male luer in clockwise direction.

TO REMOVE FOR IV LINE RECONNECTION:

1. Remove the Dark Blue DualCap by twisting the cap counter clockwise.
2. Reconnect the IV line.
3. Discard DualCap per institutional guidelines after use.

A new Dark Blue DualCap should be placed on all male luer connectors each time the IV line is disconnected and not in use.











INDICATIONS FOR USE

When left in place for 30 seconds, the Dark Blue DualCap disinfects male luer connectors; thereafter the caps provide a physical barrier to contamination up to 7 days under normal conditions if not removed.


PRECAUTIONS

- Do not use if package is broken, torn or punctured.
- Do not re-use. Do not resterilize.
- Follow instructions for use and institutional guidelines for disposal.
- Do not store at extreme conditions.


This device is NOT made with Natural Rubber Latex

	Caution, Consult Instructions for Use
	Caution
	Single Use. Do not reuse.
	Do not resterilize
	Use by date
	Catalog Number
	Sterilized using Irradiation
	Batch Code
	Federal (U.S.A.) Law restricts this device to sale by or on the order of a physician
	Do not use if package is damaged


1. SEPARATE



2. CONNECT



3. DISINFECT





CE2797
www.merit.com



Manufacturer:
Merit Medical Systems, Inc.
1600 West Merit Parkway, South Jordan
Utah 84095 U.S.A.
1-801-253-1600 U.S.A
Customer Service 1-800-356-3748

Disinfecting Caps for Male Luer Connectors
Each sterile DualCap® contains 70% isopropyl alcohol.

INSTRUCTIONS FOR USE

Use Aseptic Technique

DUALCAP INSTALLATION:

1. Grasp the Dark Blue DualCap and remove from the IV Pole Strip®.
2. Twist the Dark Blue DualCap onto the male luer in clockwise direction.

TO REMOVE FOR IV LINE RECONNECTION:

1. Remove the Dark Blue DualCap by twisting the cap counter clockwise.
2. Reconnect the IV line.
3. Discard DualCap per institutional guidelines after use.

A new Dark Blue DualCap should be placed on all male luer connectors each time the IV line is disconnected and not in use.











INDICATIONS FOR USE

When left in place for 30 seconds, the Dark Blue DualCap disinfects male luer connectors; thereafter the caps provide a physical barrier to contamination up to 7 days under normal conditions if not removed.


PRECAUTIONS

- Do not use if package is broken, torn or punctured.
- Do not re-use. Do not resterilize.
- Follow instructions for use and institutional guidelines for disposal.
- Do not store at extreme conditions.


This device is NOT made with Natural Rubber Latex

	Caution, Consult Instructions for Use
	Caution
	Single Use. Do not reuse.
	Do not resterilize
	Use by date
	Catalog Number
	Sterilized using Irradiation
	Batch Code
	Federal (U.S.A.) Law restricts this device to sale by or on the order of a physician
	Do not use if package is damaged


1. SEPARATE



2. CONNECT



3. DISINFECT





CE2797
www.merit.com



Manufacturer:
Merit Medical Systems, Inc.
1600 West Merit Parkway, South Jordan
Utah 84095 U.S.A.
1-801-253-1600 U.S.A
Customer Service 1-800-356-3748