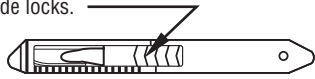


## Futura® Safety Scalpel

### INSTRUCTIONS FOR USE

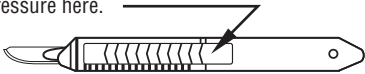
1. Push forward with thumb until blade locks.



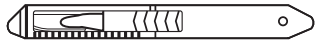
OPENED LOCKED POSITION



2. Retract blade before passing scalpel or disposing scalpel. To retract apply pressure here.



3. Scalpel is now ready for passing or disposal.



**WARNING:** Used sharps are contaminated. Handle carefully. Dispose scalpel in accordance with all applicable local and national laws and regulations.

CE 2797

**MERITMEDICAL**



Manufacturer

Merit Medical Systems, Inc. South Jordan,  
Utah 84095 U.S.A. 1-801-253-1600  
U.S.A. Customer Service 1-800-356-3748

**EC REP** Authorized Representative  
Merit Medical Ireland Ltd,  
Parkmore Business Park West, Galway, Ireland  
www.merit.com

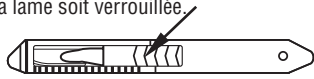
U.S. Patent Nos. 5,403,337, 5,475,925 & 5,481,804

ID 2020-06-01 400775003-002

## Futura® Scalpel à lame rétractable

### NOTICE D'EMPLOI

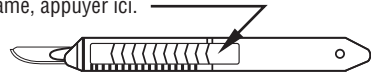
1. Pousser vers l'avant avec le pouce jusqu'à ce que la lame soit verrouillée.



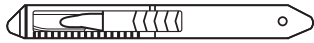
VERROUILLÉ EN POSITION OUVERTE



2. Rétracter la lame avant de passer le scalpel ou de le mettre au rebut. Pour rétracter la lame, appuyer ici.



3. Le scalpel est prêt à être passé ou à être mis au rebut.



**MISE EN GARDE :** les lames usées sont contaminées. Les manipuler avec précaution. Mettre le scalpel au rebut en se conformant aux législations et aux réglementations locales et nationales en vigueur.

CE 2797

**MERITMEDICAL**



Fabricant

Merit Medical Systems, Inc. South Jordan,  
Utah 84095 U.S.A. 1-801-253-1600  
U.S.A. Customer Service 1-800-356-3748

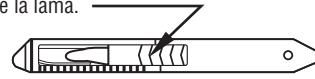
**EC REP** Représentant agréé  
Merit Medical Ireland Ltd,  
Parkmore Business Park West, Galway, Ireland  
www.merit.com

U.S. Patent Nos. 5,403,337, 5,475,925 & 5,481,804

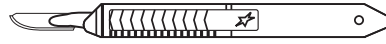
## Futura® Bisturi di sicurezza

### ISTRUZIONI PER L'USO

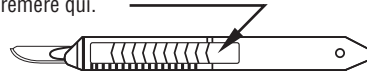
1. Spingere con il pollice fino a bloccare la lama.



POSIZIONE APERTA BLOCCATA



2. Ritrarre la lama prima di passare o smaltire il bisturi. Per ritrarre la lama premere qui.



3. Ora è possibile passare o smaltire il bisturi.



**AVVERTENZA:** gli oggetti taglienti usati sono contaminati. Maneggiare con cautela. Smaltire il bisturi in conformità con le norme e le disposizioni vigenti a livello locale e nazionale.

CE 2797

**MERITMEDICAL**



Produttore

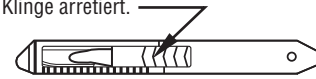
Merit Medical Systems, Inc. South Jordan,  
Utah 84095 U.S.A. 1-801-253-1600  
U.S.A. Customer Service 1-800-356-3748

**EC REP** Distributore autorizzato  
Merit Medical Ireland Ltd,  
Parkmore Business Park West, Galway, Ireland  
www.merit.com  
U.S. Patent Nos. 5,403,337, 5,475,925 & 5,481,804

## Futura® Sicherheitsskalpell

### GEBRAUCHSANLEITUNG

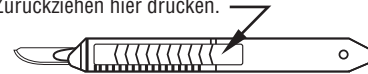
1. Mit dem Daumen nach vorne schieben, bis die Klinge arretiert.



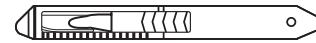
GEÖFFNETE ARRETIERTE POSITION



2. Vor der Übergabe oder der Entsorgung des Skalpells die Klinge zurückziehen. Zum Zurückziehen hier drücken.



3. Das Skalpell kann nun übergeben bzw. entsorgt werden.



**WARNUNG:** Gebrauchte Skalpellklingen sind kontaminiert. Mit Vorsicht handhaben. Das Skalpell gemäß den lokalen und nationalen Gesetzen und Bestimmungen entsorgen.

CE 2797

**MERITMEDICAL**



Hersteller

Merit Medical Systems, Inc. South Jordan,  
Utah 84095 U.S.A. 1-801-253-1600  
U.S.A. Customer Service 1-800-356-3748

**EC REP** Autorisierter Vertreter  
Merit Medical Ireland Ltd,  
Parkmore Business Park West, Galway, Ireland  
www.merit.com  
U.S. Patent Nos. 5,403,337, 5,475,925 & 5,481,804

## Futura® Bisturí de Seguridad

### INSTRUCCIONES DE USO

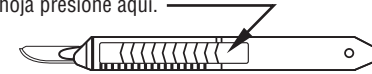
1. Empuje hacia delante con el pulgar hasta que la hoja quede bloqueada.



POSICIÓN ABIERTA BLOQUEADA



2. Repliegue la hoja antes de darle el bisturí a otra persona o desecharlo. Para replugar la hoja presione aquí.



3. Ahora el bisturí está listo para pasárselo a otra persona o desecharlo.



**ADVERTENCIA:** los objetos cortantes usados están contaminados. Manipúlelos con cuidado. Deseche el bisturí de acuerdo con todas las leyes y normativas locales y nacionales aplicables.

CE 2797

**MERITMEDICAL**



Fabricante

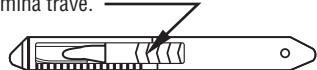
Merit Medical Systems, Inc. South Jordan,  
Utah 84095 U.S.A. 1-801-253-1600  
U.S.A. Customer Service 1-800-356-3748

**EC REP** Representante autorizado  
Merit Medical Ireland Ltd,  
Parkmore Business Park West, Galway, Ireland  
www.merit.com  
U.S. Patent Nos. 5,403,337, 5,475,925 & 5,481,804

## Futura® Bisturi de segurança

### INSTRUÇÕES DE UTILIZAÇÃO

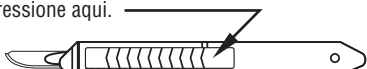
1. Empurre para a frente com o polegar até que a lâmina trave.



#### POSIÇÃO ABERTA TRAVADA



2. Retraia a lâmina antes de passar o bisturi a outra pessoa ou de o eliminar. Para retrain, pressione aqui.



3. O bisturi está agora pronto a ser passado a outra pessoa ou eliminado.



**ADVERTÊNCIA:** Os produtos afiados usados são fonte de contaminação. Manuseie com cuidado. Elimine o bisturi de acordo com todas as leis e regulamentações locais e nacionais aplicáveis.



**MERITMEDICAL™**



Fabricante

Merit Medical Systems, Inc. South Jordan, Utah 84095 U.S.A. 1-801-253-1600  
U.S.A. Customer Service 1-800-356-3748



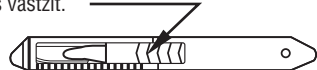
Representante autorizado

Merit Medical Ireland Ltd,  
Parkmore Business Park West, Galway, Ireland  
www.merit.com  
U.S. Patent Nos.5,403,337, 5,475,925 & 5,481,804

## Futura® veiligheidsscalpel

### GEBRUIKSAANWIJZING

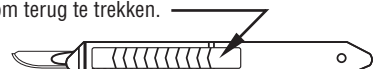
1. Duw vooruit met de duim totdat het mes vastzit.



#### OPEN VERGRENDELDE POSITIE



2. Trek mes terug voordat u het scalpel laat passeren of weggooit. Breng hier druk aan om terug te trekken.



3. Het scalpel is nu klaar om te worden gepasseerd of om te worden weggegooid.



**WAARSCHUWING:** gebruikte scherpe instrumenten zijn gecontamineerd. Voorzichtig behandelen. Gooi het scalpel weg volgens alle toepasselijke plaatselijke en nationale wetten en verordeningen.



**MERITMEDICAL™**



Fabrikant

Merit Medical Systems, Inc. South Jordan, Utah 84095 U.S.A. 1-801-253-1600  
U.S.A. Customer Service 1-800-356-3748



Bevoegde vertegenwoordiger

Merit Medical Ireland Ltd,  
Parkmore Business Park West, Galway, Ireland  
www.merit.com  
U.S. Patent Nos.5,403,337, 5,475,925 & 5,481,804

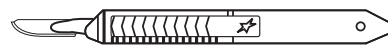
## Futura® Säkerhetsskalpell

### BRUKSANVISNING

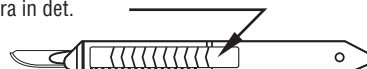
1. Skjut framåt med tummen tills bladet låses på plats.



#### ÖPPET LÅST LÄGE



2. Dra in bladet innan du räcker över eller avfallshanterar skalpellen. Tryck här för att dra in det.



3. Skalpellen är nu klar att överräckas eller avfallshanteras.



**VARNING:** Knivar som använts är kontaminerade. Hantera dem med försiktighet. Avfallshandera skalpellen i överensstämmelse med alla tillämpliga lokala och nationella lagar och bestämmelser.



**MERITMEDICAL™**



Tillverkare

Merit Medical Systems, Inc. South Jordan, Utah 84095 U.S.A. 1-801-253-1600  
U.S.A. Customer Service 1-800-356-3748



Auktoriserad representant

Merit Medical Ireland Ltd,  
Parkmore Business Park West, Galway, Ireland  
www.merit.com  
U.S. Patent Nos.5,403,337, 5,475,925 & 5,481,804

## Futura® Sikkerhedsskalpel

### BRUGSANVISNING

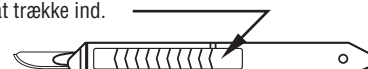
1. Skub fremad med tommelfingeren, indtil knivbladet fastlåses.



#### ÅBEN LUKKET STILLING



2. Træk knivbladet ind, inden skalpellen gives videre eller kasseres. Tryk her for at trække ind.



3. Skalpellen er nu klar til at videregives eller kasseres.



**ADVARSEL:** Brugte skarpe genstande er kontaminerede. Håndteres med forsigtighed. Kassér skalpellen i overensstemmelse med gældende lokale og nationale love og forskrifter.



**MERITMEDICAL™**



Producent

Merit Medical Systems, Inc. South Jordan, Utah 84095 U.S.A. 1-801-253-1600  
U.S.A. Customer Service 1-800-356-3748



Autoriseret repræsentant

Merit Medical Ireland Ltd,  
Parkmore Business Park West, Galway, Ireland  
www.merit.com  
U.S. Patent Nos.5,403,337, 5,475,925 & 5,481,804

## Futura® Νυστέρι ασφαλείας

### ΟΔΗΓΙΕΣ ΧΡΗΣΗΣ

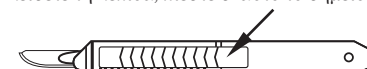
1. Θήστε προς τα εμπρός με τον αντίχειρά σας έως ότου ασφαλίσει η λεπίδα στη θέση της.



#### ΑΝΟΙΚΤΗ ΑΣΦΑΛΙΣΜΕΝΗ ΘΕΣΗ



2. Κλείστε τη λεπίδα πριν δώσετε το νυστέρι ή πριν απορρίψετε το νυστέρι. Για να κλείσετε τη λεπίδα, πιέστε σ' αυτό το σημείο.



3. Το νυστέρι είναι τώρα έτοιμο για να το δώσετε ή να το απορρίψετε.



**ΠΡΟΕΙΔΟΠΟΙΗΣΗ:** Τα χρησιμοποιημένα αχμηρά εργαλεία είναι μολυσμένα. Χειριστείτε τα προσεκτικά. Απορρίψτε το νυστέρι σύμφωνα με κάθε ισχύοντα τοπικό και εθνικό νόμο και κανονισμό.



**MERITMEDICAL™**



Κατασκευαστής

Merit Medical Systems, Inc. South Jordan, Utah 84095 U.S.A. 1-801-253-1600  
U.S.A. Customer Service 1-800-356-3748



Εξουσιοδοτημένος αντιπρόσωπος

Merit Medical Ireland Ltd,  
Parkmore Business Park West, Galway, Ireland  
www.merit.com  
U.S. Patent Nos.5,403,337, 5,475,925 & 5,481,804