


Futura® Safety Scalpel

INSTRUCTIONS FOR USE

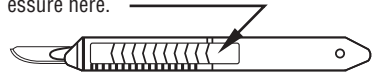
Push forward with thumb until blade locks.



OPENED LOCKED POSITION



Retract blade before passing scalpel for disposal. To retract apply pressure here.



Scalpel is now ready for passing for disposal.



WARNING: Used sharps are contaminated. Handle carefully. Dispose scalpel in accordance with all applicable local and national laws and regulations.

CE 0086

MERITMEDICAL



Manufacturer

Merit Medical Systems, Inc. South Jordan, Utah 84095 U.S.A. 1-801-253-1600
S.A. Customer Service 1-800-356-3748

EC REP Authorized Representative

Merit Medical Ireland Ltd,
Parkmore Business Park West, Galway, Ireland
www.merit.com

S. Patent Nos. 5,403,337, 5,475,925 & 5,481,804

ID 102808 400775003/A

Futura® Scalpel à lame rétractable

NOTICE D'EMPLOI

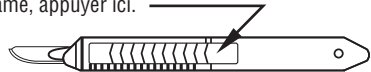
1. Pousser vers l'avant avec le pouce jusqu'à ce que la lame soit verrouillée.



VERROUILLÉ EN POSITION OUVERTE



2. Rétracter la lame avant de passer le scalpel ou de le mettre au rebut. Pour rétracter la lame, appuyer ici.



3. Le scalpel est prêt à être passé ou à être mis au rebut.



MISE EN GARDE : les lames usées sont contaminées. Les manipuler avec précaution. Mettre le scalpel au rebut en se conformant aux législations et aux réglementations locales et nationales en vigueur.

CE 0086

MERITMEDICAL



Fabricant

Merit Medical Systems, Inc. South Jordan, Utah 84095 U.S.A. 1-801-253-1600
U.S.A. Customer Service 1-800-356-3748

EC REP Représentant agréé

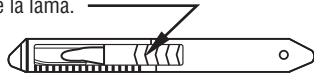
Merit Medical Ireland Ltd,
Parkmore Business Park West, Galway, Ireland
www.merit.com

U.S. Patent Nos. 5,403,337, 5,475,925 & 5,481,804

Futura® Bisturi di sicurezza

ISTRUZIONI PER L'USO

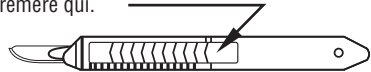
1. Spingere con il pollice fino a bloccare la lama.



POSIZIONE APERTA BLOCCATA



2. Ritirare la lama prima di passare o smaltire il bisturi. Per ritrarre la lama premere qui.



3. Ora è possibile passare o smaltire il bisturi.



AVVERTENZA: gli oggetti taglienti usati sono contaminati. Maneggiare con cautela. Smaltire il bisturi in conformità con le norme e le disposizioni vigenti a livello locale e nazionale.

CE 0086

MERITMEDICAL



Produttore

Merit Medical Systems, Inc. South Jordan, Utah 84095 U.S.A. 1-801-253-1600
U.S.A. Customer Service 1-800-356-3748

EC REP Distributore autorizzato


Merit Medical Ireland Ltd,
Parkmore Business Park West, Galway, Ireland
www.merit.com

U.S. Patent Nos. 5,403,337, 5,475,925 & 5,481,804

Futura® Sicherheitsskalpell

GEBRAUCHSANLEITUNG

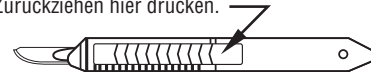
1. Mit dem Daumen nach vorne schieben, bis die Klinge arretiert.



GEÖFFNETE ARRETIERTE POSITION



2. Vor der Übergabe oder der Entsorgung des Skalpells die Klinge zurückziehen. Zum Zurückziehen hier drücken.



3. Das Skalpell kann nun übergeben bzw. entsorgt werden.



WARNUNG: Gebrauchte Skalpellklingen sind kontaminiert. Mit Vorsicht handhaben. Das Skalpell gemäß den lokalen und nationalen Gesetzen und Bestimmungen entsorgen.

CE 0086

MERITMEDICAL



Hersteller

Merit Medical Systems, Inc. South Jordan, Utah 84095 U.S.A. 1-801-253-1600
U.S.A. Customer Service 1-800-356-3748

EC REP Autorisierter Vertreter

Merit Medical Ireland Ltd,
Parkmore Business Park West, Galway, Ireland
www.merit.com

U.S. Patent Nos. 5,403,337, 5,475,925 & 5,481,804

Futura® Bisturí de Seguridad

INSTRUCCIONES DE USO

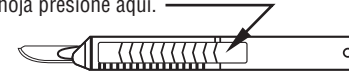
1. Empuje hacia delante con el pulgar hasta que la hoja quede bloqueada.



POSICIÓN ABIERTA BLOQUEADA



2. Repliegue la hoja antes de darle el bisturí a otra persona o desecharlo. Para repliegue la hoja presione aquí.



3. Ahora el bisturí está listo para pasárselo a otra persona o desecharlo.



ADVERTENCIA: los objetos cortantes usados están contaminados. Manipúelos con cuidado. Deseche el bisturí de acuerdo con todas las leyes y normativas locales y nacionales aplicables.

CE 0086

MERITMEDICAL



Fabricante

Merit Medical Systems, Inc. South Jordan, Utah 84095 U.S.A. 1-801-253-1600
U.S.A. Customer Service 1-800-356-3748

EC REP Representante autorizado


Merit Medical Ireland Ltd,
Parkmore Business Park West, Galway, Ireland
www.merit.com

U.S. Patent Nos. 5,403,337, 5,475,925 & 5,481,804

Futura® Bisturi de segurança

INSTRUÇÕES DE UTILIZAÇÃO

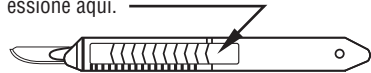
Empurre para a frente com o polegar até que a lâmina trave.



POSICÃO ABERTA TRAVADA



Retraia a lâmina antes de passar o bisturi a outra pessoa ou de o eliminar. Para retrain, pressione aqui.



O bisturi está agora pronto a ser passado a outra pessoa ou eliminado.



AVERTÊNCIA: Os produtos afiados usados como fonte de contaminação. Manuseie com cuidado. Elimine o bisturi de acordo com as leis e regulamentações locais e nacionais aplicáveis.

CE 0086

MERITMEDICAL




Fabricante
Merit Medical Systems, Inc. South Jordan,
Utah 84095 U.S.A. 1-801-253-1600
S.A. Customer Service 1-800-356-3748

EC REP Representante autorizado
Merit Medical Ireland Ltd,
Parkmore Business Park West, Galway, Ireland
www.merit.com
S. Patent Nos.5,403,337, 5,475,925 & 5,481,804

Futura® veiligheidsscalpel

GEBRUIKSAANWIJZING

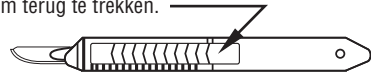
1. Duw vooruit met de duim totdat het mes vastzit.



OPEN VERGRENDELDE POSITIE



2. Trek mes terug voordat u het scalpel laat passeren of weggooit. Breng hier druk aan om terug te trekken.



3. Het scalpel is nu klaar om te worden gepasseerd of om te worden weggegooid.



WAARSCHUWING: gebruikte scherpe instrumenten zijn gecontamineerd. Voorzichtig behandelen. Gooi het scalpel weg volgens alle toepasselijke plaatselijke en nationale wetten en verordeningen.

CE 0086

MERITMEDICAL



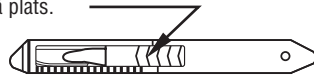
Fabrikant
Merit Medical Systems, Inc. South Jordan,
Utah 84095 U.S.A. 1-801-253-1600
U.S.A. Customer Service 1-800-356-3748

EC REP Bevoegde vertegenwoordiger
Merit Medical Ireland Ltd,
Parkmore Business Park West, Galway, Ireland
www.merit.com
U.S. Patent Nos.5,403,337, 5,475,925 & 5,481,804

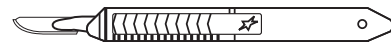
Futura® Säkerhetsskalpell

BRUKSANVISNING

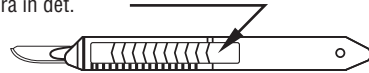
1. Skjut framåt med tummen tills bladet låses på plats.



ÖPPET LÅST LÄGE



2. Dra in bladet innan du räcker över eller avfallshanterar skalpellen. Tryck här för att dra in det.



3. Skalpellen är nu klar att överräckas eller avfallshanteras.



WARNING: Knivar som använts är kontaminerade. Hantera dem med försiktighet. Avfallshantera skalpellen i överensstämmelse med alla tillämpliga lokala och nationella lagar och bestämmelser.

CE 0086

MERITMEDICAL




Tillverkare
Merit Medical Systems, Inc. South Jordan,
Utah 84095 U.S.A. 1-801-253-1600
U.S.A. Customer Service 1-800-356-3748

EC REP Auktoriserad representant
Merit Medical Ireland Ltd,
Parkmore Business Park West, Galway, Ireland
www.merit.com
U.S. Patent Nos.5,403,337, 5,475,925 & 5,481,804

Futura® Sikkerhedsskalpel

BRUGSANVISNING

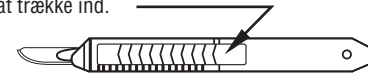
1. Skub fremad med tommelfingeren, indtil knivbladet fastlåses.



ÅBEN LUKKET STILLING



2. Træk knivbladet ind, inden skalpellen gives videre eller kasseres. Tryk her for at trække ind.



3. Skalpellen er nu klar til at videregives eller kasseres.



ADVARSEL: Brugte skarpe genstande er kontaminerede. Håndteres med forsigtighed. Kassér skalpellen i overensstemmelse med gældende lokale og nationale love og forskrifter.

CE 0086

MERITMEDICAL



Producent
Merit Medical Systems, Inc. South Jordan,
Utah 84095 U.S.A. 1-801-253-1600
U.S.A. Customer Service 1-800-356-3748

EC REP Autoriseret repræsentant
Merit Medical Ireland Ltd,
Parkmore Business Park West, Galway, Ireland
www.merit.com
U.S. Patent Nos.5,403,337, 5,475,925 & 5,481,804

Futura® Νυστέρι ασφαλεία

ΟΔΗΓΙΕΣ ΧΡΗΣΗΣ

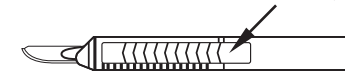
1. Θίψτε προς τα εμπρός με τον αντίχειρά έως ότου ασφαλίσει η λεπίδα στη θέση της



ΑΝΟΙΚΤΗ ΑΣΦΑΛΙΣΜΕΝΗ ΘΕΣΗ



2. Κλείστε τη λεπίδα πριν δώσετε το νυστέρι ή πριν απορρίψετε το νυστέρι. Για να κλείσετε τη λεπίδα, πιέστε σ' αυτό το σημείο



3. Το νυστέρι είναι τώρα έτοιμο για να το δώσετε ή να το απορρίψετε.



ΠΡΟΕΙΔΟΠΟΙΗΣΗ: Τα χρησιμοποιημένα αιχμηρά εργαλεία είναι μολυσμένα. Χειριστείτε τα προσεκτικά. Απορρίψτε το νυστέρι σύμφωνα με κάθε ισχύοντα τοπικό και εθνικό νόμο και κανονισμό.

CE 0086

MERITMEDICAL



Κατασκευαστής
Merit Medical Systems, Inc. South Jordan,
Utah 84095 U.S.A. 1-801-253-1600
U.S.A. Customer Service 1-800-356-3748

EC REP Εξουσιοδοτημένος αντιπρόσωπος
Merit Medical Ireland Ltd,
Parkmore Business Park West, Galway, Ireland
www.merit.com
U.S. Patent Nos.5,403,337, 5,475,925 & 5,481,804