

STAY ON COURSE.

Prelude **ROADSTER**[®]
Guide Sheath



STAY ON COURSE

Expand your diagnostic and interventional procedures with the Prelude Roadster, a long guide sheath designed to access difficult anatomy in the peripheral vasculature. Offering superior deliverability, increased kink and compression resistance, and highly visible under imaging guidance—no matter your destination, you can stay on course with the Prelude Roadster.

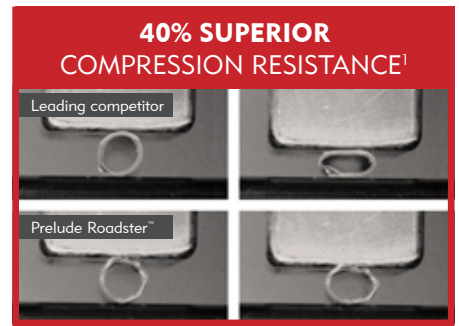
DESIGNED FOR EASE OF ENTRY AND ENHANCED TRACKABILITY



Distal 35-cm length hydrophilic coating eases entry into the vessel.



A nylon outer layer with stainless steel coil and PTFE liner prevents kinking.



Withstands more compression at the same force versus the leading competitor.



Visibility

Marker band and radiopaque tip confirm precise location, especially important during critical balloon inflation.

Trackability

Seamless guide wire-to-dilator and dilator-to-sheath transitions facilitate tracking over the wire during placement.

Ergonomic Hub

Supports device torque and minimizes kinking.

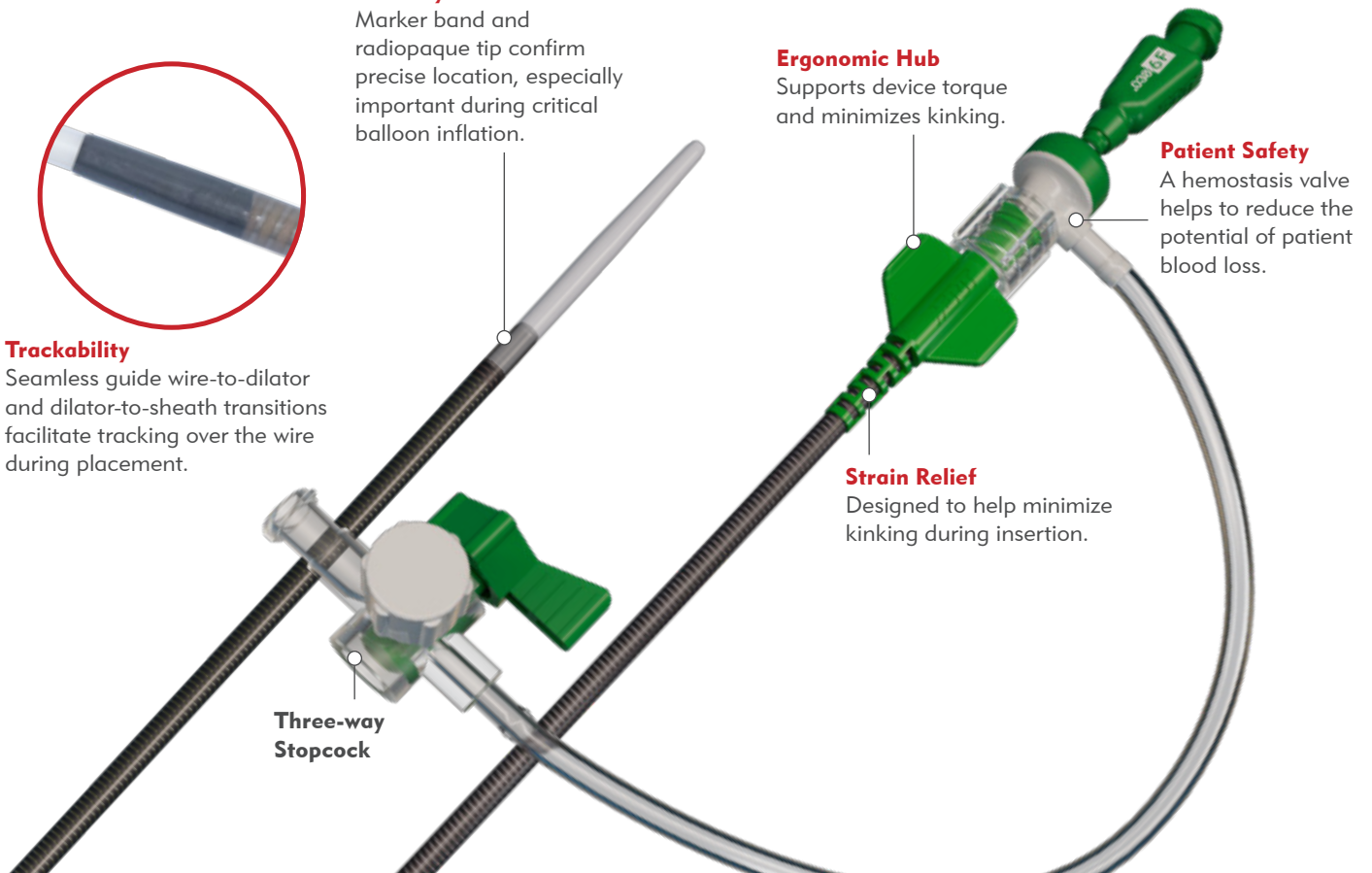
Patient Safety

A hemostasis valve helps to reduce the potential of patient blood loss.

Strain Relief

Designed to help minimize kinking during insertion.

Three-way Stopcock



SHAPES AND SIZES TO MEET A WIDE RANGE OF ANATOMICAL NEEDS

Every patient is different. We offer multiple sizes and tip shapes designed to improve patient outcomes and your procedural experience.

DIAMETER SIZES

A wide selection of lumen sizes designed for diagnostic and therapeutic device delivery.

4F



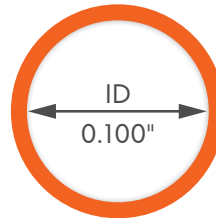
5F



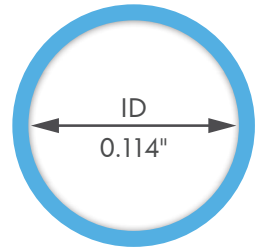
6F



7F

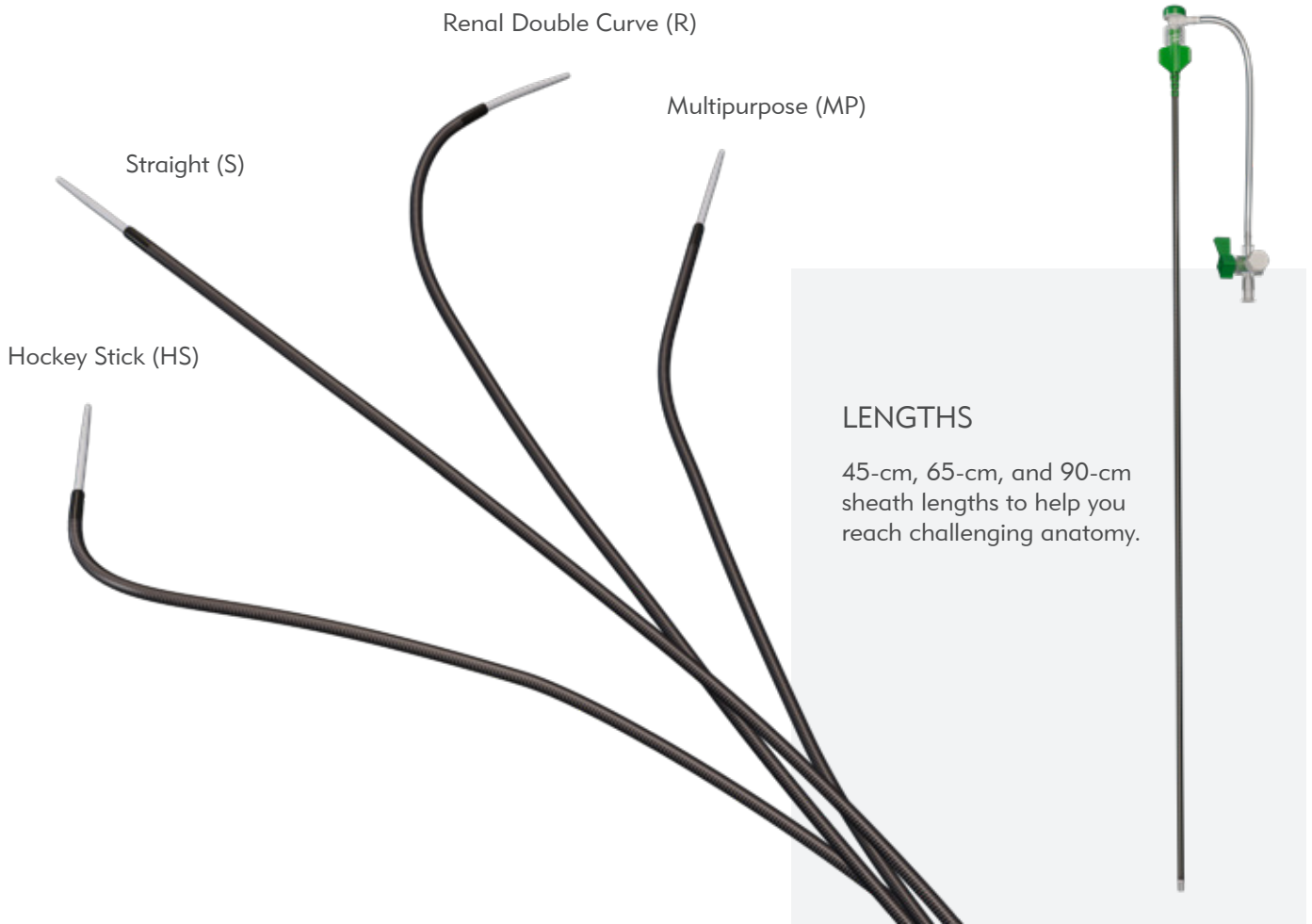


8F



TIP SHAPES

Four tip shapes to help you address procedural challenges.



LENGTHS

45-cm, 65-cm, and 90-cm sheath lengths to help you reach challenging anatomy.

HOW TO READ THE MERIT PRELUDE ROADSTER PART NUMBER

| | | | | | |
|------------|----------------------|-------------|-------------|-----------|------------|
| PG6F90MPX: | <u>PG</u> | <u>6F</u> | <u>90</u> | <u>MP</u> | <u>X</u> |
| | Prelude Guide Sheath | French Size | Length (cm) | Tip Shape | Extra Body |


ORDERING INFORMATION

| CATALOG NUMBER | SIZE | LENGTH | RECOMMENDED GUIDE WIRE | TIP SHAPE | SHEATH BODY TYPE |
|----------------|------|--------|------------------------|--------------------|------------------|
| PG4F45S | 4F | 45 cm | 0.035" (0.89 mm) | Straight | Regular |
| PG4F90S | 4F | 90 cm | 0.035" (0.89 mm) | Straight | Regular |
| PG5F45S | 5F | 45 cm | 0.038" (0.97 mm) | Straight | Regular |
| PG5F45S018 | 5F | 45 cm | 0.018" (0.46 mm) | Straight | Regular |
| PG5F45MP | 5F | 45 cm | 0.038" (0.97 mm) | Multipurpose | Regular |
| PG5F45R | 5F | 45 cm | 0.038" (0.97 mm) | Renal Double Curve | Regular |
| PG5F90S | 5F | 90 cm | 0.038" (0.97 mm) | Straight | Regular |
| PG5F90S018 | 5F | 90 cm | 0.018" (0.46 mm) | Straight | Regular |
| PG5F90MP | 5F | 90 cm | 0.038" (0.97 mm) | Multipurpose | Regular |
| PG6F45S | 6F | 45 cm | 0.038" (0.97 mm) | Straight | Regular |
| PG6F45S018 | 6F | 45 cm | 0.018" (0.46 mm) | Straight | Regular |
| PG6F45HS | 6F | 45 cm | 0.038" (0.97 mm) | Hockey Stick | Regular |
| PG6F45MP | 6F | 45 cm | 0.038" (0.97 mm) | Multipurpose | Regular |
| PG6F45R | 6F | 45 cm | 0.038" (0.97 mm) | Renal Double Curve | Regular |
| PG6F65S | 6F | 65 cm | 0.038" (0.97 mm) | Straight | Regular |
| PG6F65MP | 6F | 65 cm | 0.038" (0.97 mm) | Multipurpose | Regular |
| PG6F65SX | 6F | 65 cm | 0.038" (0.97 mm) | Straight | Extra Body |
| PG6F90MP | 6F | 90 cm | 0.038" (0.97 mm) | Multipurpose | Regular |
| PG6F90SX | 6F | 90 cm | 0.038" (0.97 mm) | Straight | Extra Body |
| PG6F90SX018 | 6F | 90 cm | 0.018" (0.46 mm) | Straight | Extra Body |
| PG6F90MPX | 6F | 90 cm | 0.038" (0.97 mm) | Multipurpose | Extra Body |
| PG7F45S | 7F | 45 cm | 0.038" (0.97 mm) | Straight | Regular |
| PG7F45MP | 7F | 45 cm | 0.038" (0.97 mm) | Multipurpose | Regular |
| PG7F45SX | 7F | 45 cm | 0.035" (0.89 mm) | Straight | Extra Body |
| PG7F45MPX | 7F | 45 cm | 0.038" (0.97 mm) | Multipurpose | Extra Body |
| PG7F45RX | 7F | 45 cm | 0.038" (0.97 mm) | Renal Double Curve | Extra Body |
| PG7F65SX | 7F | 65 cm | 0.038" (0.97 mm) | Straight | Extra Body |
| PG7F90SX | 7F | 90 cm | 0.038" (0.97 mm) | Straight | Extra Body |
| PG8F45S | 8F | 45 cm | 0.038" (0.97 mm) | Straight | Regular |
| PG8F45SX | 8F | 45 cm | 0.038" (0.97 mm) | Straight | Extra Body |
| PG8F45MPX | 8F | 45 cm | 0.038" (0.97 mm) | Multipurpose | Extra Body |
| PG8F65SX | 8F | 65 cm | 0.038" (0.97 mm) | Straight | Extra Body |
| PG8F90SX | 8F | 90 cm | 0.038" (0.97 mm) | Straight | Extra Body |

COMBINE MERIT PRODUCTS. CREATE PROCEDURAL SOLUTIONS.

Choose from a selection of Merit products you can use with the Prelude Roadster. Each works to provide you with the complete procedural solutions you need.

ANGIOGRAPHY
SplashWire™
Hydrophilic Steerable Guide Wire



DIAGNOSTIC
InQwire® Amplatz
Guide Wire



SUPPORT CATHETERS
Merit SureCross™
Support Catheters



EMBOLICS
EmboCube®
Embolization Gelatin



INFLATION
BasixTOUCH™
Inflation Device



Packaged 1 unit per box. | All Prelude Roadster Guide Sheaths are latex free.

Before using refer to Instructions for Use for indications, contraindications, warnings, precautions, and directions for use.



Understand. Innovate. Deliver.™

merit.com

Merit Medical Systems, Inc.
1600 West Merit Parkway
South Jordan, Utah 84095
Main: +1.801.253.1600
Customer Service: +1.801.208.4300

Merit Medical Europe, Middle
East & Africa (EMEA)
Amerikalaan 42, 6199 AE
Maastricht-Airport
The Netherlands
+31 43 358 82 22

Merit Medical Ireland Ltd.
Parkmore Business Park West
Galway, Ireland
+353 (0) 91 703 733