

RESOLVE ConvertX[®]

Stent System

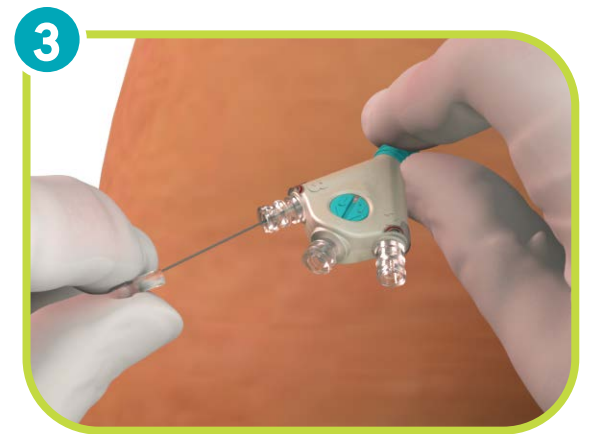
Stent Conversion Quick Reference Guide



- Confirm tamper seals are not broken
- Remove drainage tube/cap
- Turn stopcock (#1) 180° from lock symbol to unlocked symbol following directional arrow



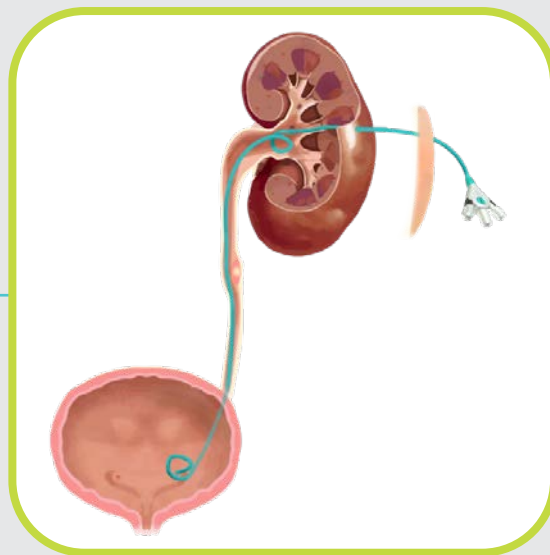

- Unscrew cap (#2)
- Fully remove loop suture



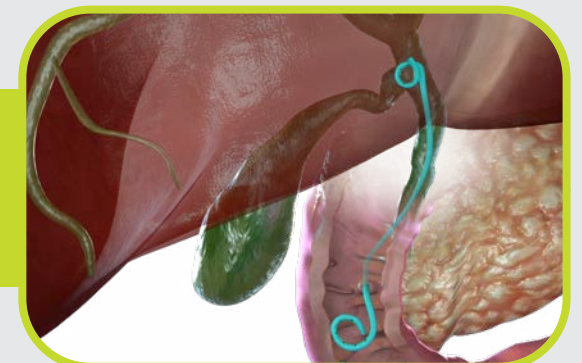
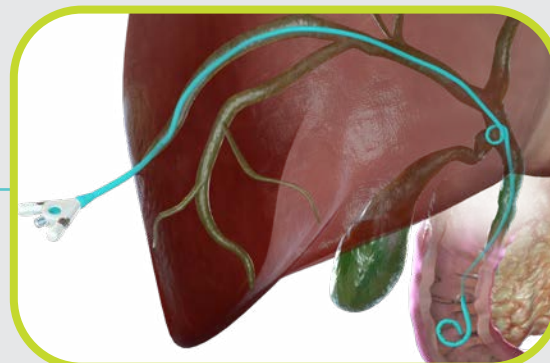

- Unscrew cap (#3)
- Pull release wire ~4 cm until hard stop
- Gently withdraw drainage catheter

 **STENT RELEASE**
in Less than 30 seconds¹

NEPHROURETERAL



BILIARY



¹. Data on file.

Before using refer to Instructions for Use for indications, contraindications, warnings, precautions, and directions for use.