

BIOPSY POSSIBILITIES

LOOK AND DISCOVER



SOFT TISSUE BIOPSY

BUILT FOR BETTER BIOPSY

The TEMNO Elite™ Biopsy System offers the reliability you expect with new features designed to provide superior soft tissue samples and total procedure control. An added patient-safety option minimizes the risk of complications, particularly during lung biopsies.² By listening to your feedback, Merit has modernized biopsy procedures with the TEMNO Elite—a device built for better biopsy.

Sharp Biopsy Needle

Designed to minimize tissue insertion force.

**72%
LARGER**
SAMPLES¹

Sample Assist™ Feature

Reduces cumbersome sample retrieval with tweezers or a scalpel!

Adjustable Throw

(10 mm or 20 mm)
Provides precise sampling for a variety of procedural situations.

Versatility for Your Procedures

14G	●	Breast
16G	●	Liver, kidney, soft tissue masses
18G	●	Liver, kidney, thyroid, soft tissue masses
20G	●	Lung, thyroid, soft tissue masses

Available in 6–20 cm lengths



SUPERIOR SAMPLES

Total Core™ Biopsy Technology
Average 72% larger than competitor side-notch, semi-automatic devices!¹



PROCEDURE CONTROL

Sample Assist
“Hands-free” feature retrieves full tissue samples with a push of a button!¹



PATIENT SAFETY

Valved Coaxial Introducer
Intended to minimize the risk of air entering the pleural space and fluid leakage²

Visit merit.com/TemnoElite for product demonstration and ordering information.

TEMNOELITE™ ORDERING INFORMATION

Needle Gauge	Standalone Biopsy Needle	Biopsy Needle Size	Bundled Biopsy Needle with Valved Coaxial Introducer	Bundled Biopsy Needle with Non-valved Coaxial Introducer	Introducer Needle Size	Compatible Valved Coaxial Introducer	Compatible Non-valved Coaxial Introducer
14G ●	TE1406	14G x 6 cm	-	-		-	-
	TE1410	14G x 10 cm	TEVC1410	TEC1410	13G x 5.3 cm	VC1410	CX1410
	TE1415	14G x 15 cm	TEVC1415	TEC1415	13G x 10.3 cm	VC1415	CX1415
16G ●	TE1606	16G x 6 cm	-	-		-	-
	TE1610	16G x 10 cm	TEVC1610	TEC1610	15G x 5.3 cm	VC1610	CX1610
	TE1615	16G x 15 cm	TEVC1615	TEC1615	15G x 10.3 cm	VC1615	CX1615
18G ●	TE1806	18G x 6 cm	-	-		-	-
	TE1810	18G x 10 cm	TEVC1810	TEC1810	17G x 5.3 cm	VC1810	CX1810
	TE1815	18G x 15 cm	TEVC1815	TEC1815	17G x 10.3 cm	VC1815	CX1815
	TE1820	18G x 20 cm	TEVC1820	TEC1820	17G x 15.3 cm	VC1820	CX1820
20G ●	TE2006	20G x 6 cm	-	-		-	-
	TE2010	20G x 10 cm	TEVC2010	TEC2010	19G x 5.4 cm	VC2010	CX2010
	TE2015	20G x 15 cm	TEVC2015	TEC2015	19G x 10.4 cm	VC2015	CX2015
	TE2020	20G x 20 cm	TEVC2020	TEC2020	19G x 15.4 cm	VC2020	CX2020

For single use only. Five devices per case.

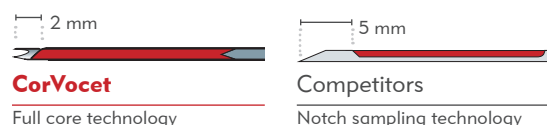
REFERENCES: 1. Internal testing with 18G. Data on File. Marketing Claims for the TEMNO Elite Device (ECN147270, ECN152582). 2. Internal Testing. Data on File. Validated with data from Valved One-Step™ Centesis Catheter. See product brochure (401273001/C, ECN98478).

PRECISE & PREDICTABLE THROW ADJUSTABILITY, FULL-CORE SPECIMENS, TRUE ONE-HANDED OPERATION

The CorVocet Biopsy System is designed to capture a **full core** of tissue, providing **large specimens** for pathological examination. Its sleek lines, light weight, and **ergonomic grip** help facilitate one-handed arming, positioning, and firing, which is especially beneficial during image-guided procedures.

Full Core Specimens

Provides more tissue than notch sampling for improved pathological examination.

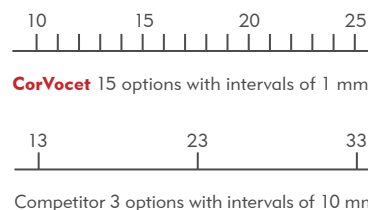


Echo-Enhanced Tip

Provides visualization during image-guided procedures

Precise Throw Length

Provides more **accuracy** and **precision** than the competitors with its unique adjustability, allowing users to maximize target tissue sampling and minimize healthy tissue trauma.

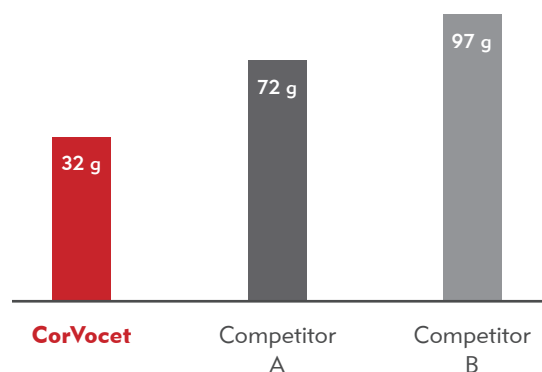


Centimeter Depth Markings

Lightweight Design


Minimizes movement of needle when left in patient during imaging. **CorVocet is 55% lighter** than competitor A and **67% lighter** than competitor B.

Weight in Grams (g)



True One-handed Arming and Firing





Quiet Firing Action

Approximately 33% quieter than the competition for an improved patient experience.

Adjustable Depth Stop



Blunt Stylet Option (18G & 20G only)

May be used to minimize damage to soft tissue, vasculature, and organs.



CorVocet Coaxial Introducer

With its unique quick release technology, the inner stylet can be removed with a pinch and pull rather than twisting and torquing.



Broad range of gauge sizes and lengths to meet procedural needs

CORVOCET® ORDERING INFORMATION

Needle Gauge	Standalone Biopsy Needle	Standalone Biopsy Needle with Safety Lock	Biopsy Needle Size	Bundled Biopsy Needle with Coaxial Introducer	Bundled Biopsy Needle with Coaxial Introducer with Safety Lock	Introducer Needle Size	Compatible Coaxial Introducer Needle Only
14G ●	CORA1410	CORA1410S	14G x 10 cm	CORCA1410	CORCA1410S	13G x 4.4 cm	CORC1410
	CORA1415	CORA1415S	14G x 15 cm	CORCA1415	CORCA1415S	13G x 9.4 cm	CORC1415
16G ●	CORA1610	CORA1610S	16G x 10 cm	CORCA1610	CORCA1610S	15G x 4.5 cm	CORC1610
	CORA1615	CORA1615S	16G x 15 cm	CORCA1615	CORCA1615S	15G x 9.5 cm	CORC1615
18G ●	CORA1810	CORA1810S	18G x 10 cm	CORCA1810B	CORCA1810SB	17G x 4.5 cm	CORC1810B
	CORA1815	CORA1815S	18G x 15 cm	CORCA1815B	CORCA1815SB	17G x 9.5 cm	CORC1815B
	CORA1820	CORA1820S	18G x 20 cm	CORCA1820B	CORCA1820SB	17G x 14.5 cm	CORC1820B
	CORA1825	CORA1825S	18G x 25 cm	CORCA1825B	CORCA1825SB	17G x 19.5 cm	CORC1825B
20G ●	CORA2010	CORA2010S	20G x 10 cm	CORCA2010B	CORCA2010SB	19G x 4.6 cm	CORC2010B
	CORA2015	CORA2015S	20G x 15 cm	CORCA2015B	CORCA2015SB	19G x 9.6 cm	CORC2015B
	CORA2020	CORA2020S	20G x 20 cm	CORCA2020B	CORCA2020SB	19G x 14.6 cm	CORC2020B

SPRING-LOADED ACTION FOR FAST, ACCURATE PENETRATION

The Achieve programmable automatic biopsy systems a strong solution for your soft tissue biopsy needs. This lightweight, automated system offers spring-loaded action for fast, accurate penetration and gives you the precise control and quality sampling capability you need when working with calcified or fibrous lesions. Available with or without a coaxial introducer needle.

Precision

Three programmable firing modes

- Automatic mode
- Delay mode
- Zero-throw mode

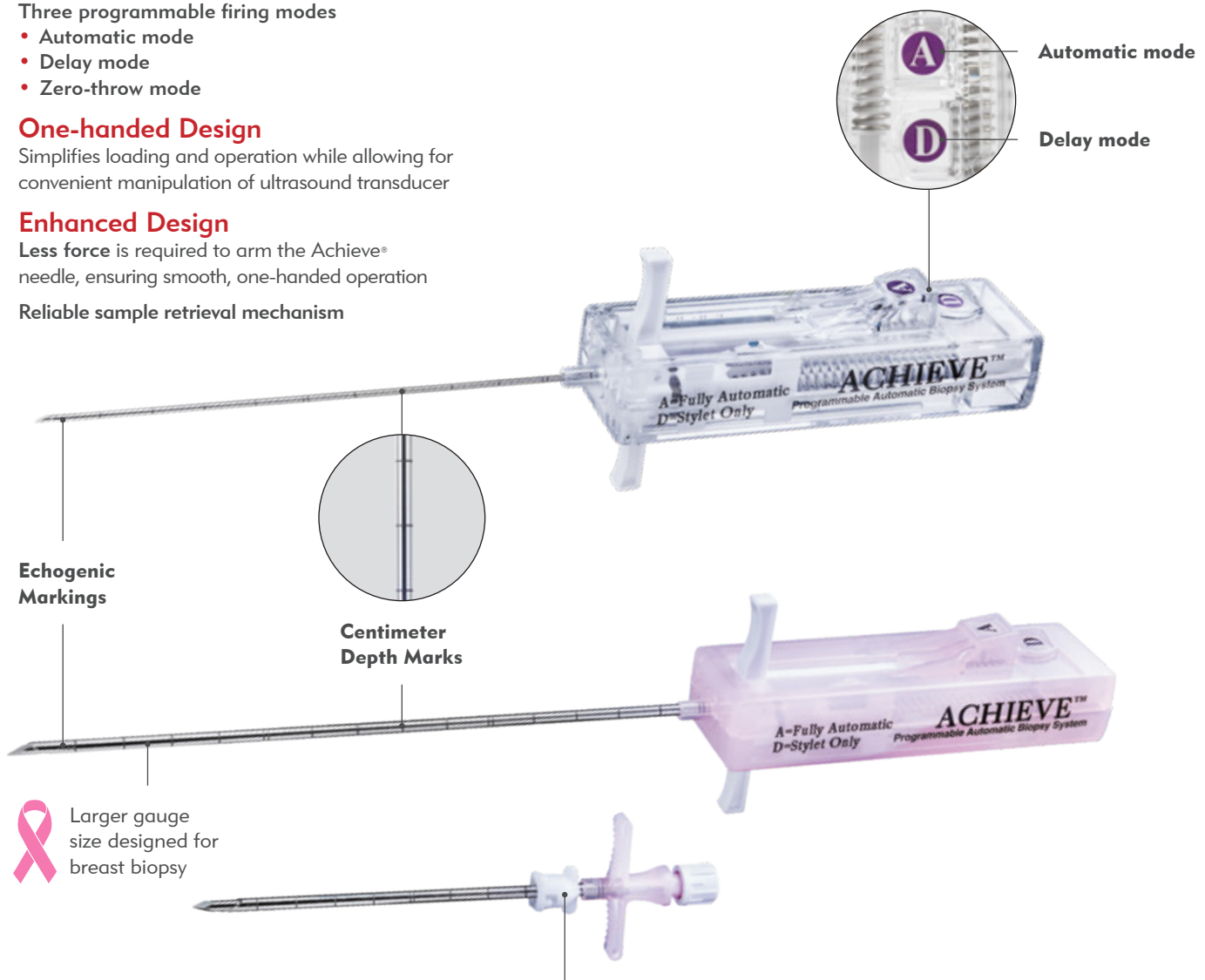
One-handed Design

Simplifies loading and operation while allowing for convenient manipulation of ultrasound transducer

Enhanced Design

Less force is required to arm the Achieve® needle, ensuring smooth, one-handed operation

Reliable sample retrieval mechanism



10 G Coaxial Introducer

Only available with the 12G Pink Achieve needle and is not sold separately. Features include: a wing grip, a trocar stylet, a bevel cannula, centimeter depth marks and a luer lock hub.

PINK ACHIEVE™ ORDERING INFORMATION

The Pink Achieve biopsy device is commonly used for the following biopsy procedure: • Breast

Needle Gauge	Standalone Biopsy Needle	Biopsy Needle Size	Bundled Biopsy Needle with Coaxial Introducer	Introducer Needle Size
12G	BA129	12G x 9 cm	–	–
	BA1211	12G x 11 cm	BCA1211	10G x 6 cm
	BA1215	12G x 15 cm	BCA1215	10G x 10 cm
14G	BA149	14G x 9 cm	–	–
	BA1411	14G x 11 cm	BCA1411	13.5G x 6 cm

For single patient use only. Five devices per case.

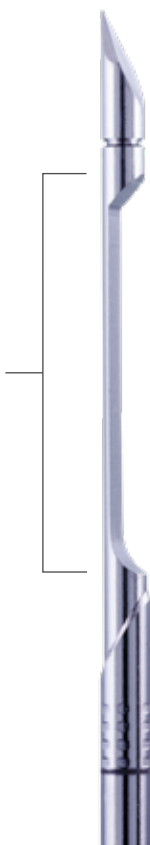
ACHIEVE® ORDERING INFORMATION

The Achieve biopsy device is commonly used for the following biopsy procedures: • Kidney • Liver • Prostate

Needle Gauge	Standalone Biopsy Needle	Biopsy Needle Size	Bundled Biopsy Needle with Coaxial Introducer	Introducer Needle Size
14G	A146	14G x 6 cm	–	–
	A149	14G x 9 cm	–	–
	A1411	14G x 11 cm	CA1411	13.5G x 6 cm
	A1415	14G x 15 cm	CA1415	13.5G x 10 cm
	A1420	14G x 20 cm	CA1420	13.5G x 15 cm
16G	A166	16G x 6 cm	–	–
	A169	16G x 9 cm	–	–
	A1611	16G x 11 cm	CA1611	15G x 6 cm
	A1615	16G x 15 cm	CA1615	15G x 10 cm
	A1620	16G x 20 cm	CA1620	15G x 15 cm
18G	A186	18G x 6 cm	–	–
	A189	18G x 9 cm	–	–
	A1811	18G x 11 cm	CA1811	17G x 6 cm
	A1815	18G x 15 cm	CA1815	17G x 10 cm
	A1820	18G x 20 cm	CA1820	17G x 15 cm
	A1825	18G x 25 cm	–	–
20G	A206	20G x 6 cm	–	–
	A209	20G x 9 cm	–	–
	A2011	20G x 11 cm	CA2011	19G x 6 cm
	A2015	20G x 15 cm	CA2015	19G x 10 cm
	A2020	20G x 20 cm	CA2020	19G x 15 cm

For single patient use only. Five devices per case.

20 mm
sample notch



TEMNO Evolution Biopsy Device

Temno Evolution biopsy devices offer many of the same features that made our Temno biopsy device a leading seller, while setting the standard for procedural flexibility and performance.



Variable Notch Size

Two notch sizes, 10 mm or 20 mm, provide precise sampling.

Available with Coaxial Introducer

This option allows multiple sampling from one percutaneous puncture with minimal damage to surrounding tissue.

See page 12 for more details.

Compact, Ergonomic Design

The compact body and shorter handle design of the Temno Evolution allows easy passage through a CT gantry.

TEMNOEVOLUTION® ORDERING INFORMATION

Needle Gauge	Standalone Biopsy Needle	Biopsy Needle Size	Bundled Biopsy Needle with Coaxial Introducer	Introducer Needle Size
14G	TT146	14G x 6 cm	—	—
	TT1411	14G x 11 cm	CTT1411	13.5G x 6 cm
	TT1415	14G x 15 cm	CTT1415	13.5G x 10 cm
	TT1420	14G x 20 cm	CTT1420	13.5G x 15 cm
16G	TT166	16G x 6 cm	—	—
	TT1611	16G x 11 cm	CTT1611	15G x 6 cm
	TT1615	16G x 15 cm	CTT1615	15G x 10 cm
	TT1620	16G x 20 cm	CTT1620	15G x 15 cm
18G	TT186	18G x 6 cm	—	—
	TT1811	18G x 11 cm	CTT1811	17G x 6 cm
	TT1815	18G x 15 cm	CTT1815	17G x 10 cm
	TT1820	18G x 20 cm	CTT1820	17G x 15 cm
20G	TT206	20G x 6 cm	—	—
	TT2011	20G x 11 cm	CTT2011	19G x 6 cm
	TT2015	20G x 15 cm	CTT2015	19G x 10 cm
	TT2020	20G x 20 cm	CTT2020	19G x 15 cm

For single use only. Five devices per case.

Echogenic Marks

Provides visibility under ultrasound

Four-sided Needle Bevel

Tracks straighter compared to standard bevel designs, eliminating unwanted distal drift or deflection.

Results in a super-sharp tip for quick, easy insertion with less trauma to organs and surrounding tissue.

Adjustable Coaxial TEMNO (ACT) Biopsy Device

The ACT biopsy device combines the quality and reliability of the Temno brand with innovative technology.

Compact, Lightweight Design

The enhanced design of the ACT device allows easy passage through a CT gantry.

Enhanced Throw Adjustability

The device lets you manipulate the sample notch size from 9 to 19 mm for precise control with small lesions and peace of mind in vascular areas.

Universal Coaxial Introducer

Required for use with Adjustable Coaxial Bolt.

See page 12 for more details.

Tactile-enhanced Plunger
Ergonomic control

Smooth Charging
and advancement
of stylet

Adjustable Coaxial Bolt
and corresponding
measurement indicator
allow accurate notch size
and throw configuration.

**Centimeter
Depth Marks**

Echogenic Marks
Provides visibility
under ultrasound.

ADJUSTABLE COAXIAL TEMNO® (ACT) ORDERING INFORMATION

Needle Gauge	Bundled Biopsy Needle with Coaxial Introducer	Biopsy Needle Size	Introducer Needle Size
14G	ACT1415	14G x 15 cm	13.5G x 10 cm
	ACT1811	18G x 11 cm	17G x 6 cm
18G	ACT1815	18G x 15 cm	17G x 10 cm
	ACT1820	18G x 20 cm	17G x 15 cm
20G	ACT2011	20G x 11 cm	19G x 6 cm
	ACT2015	20G x 15 cm	19G x 10 cm
	ACT2020	20G x 20 cm	19G x 15 cm
22G	ACT2211	22G x 11 cm	20G x 6 cm
	ACT2215	22G x 15 cm	20G x 10 cm

For single use only. Five devices per case.

TEMNO Biopsy Device

The Temno biopsy device is easy to use, offering simplicity, reliability and precision you can count on. It features a 20 mm sample notch and a lightweight, compact design. Available with or without a coaxial introducer needle.

Quality Samples

The system features a 20 mm sample notch.

Flexible Sizing

The device comes in a wide range of gauges and lengths including 14 G to 22 G and 6 cm to 20 cm.

TEMNO® ORDERING INFORMATION

Needle Gauge	Standalone Biopsy Needle	Biopsy Needle Size	Bundled Biopsy Needle with Coaxial Introducer	Introducer Needle Size
14G	T146	14G x 6 cm	–	–
	T149	14G x 9 cm	–	–
	T1411	14G x 11 cm	CT1411	13.5G x 6 cm
	T1415	14G x 15 cm	CT1415	13.5G x 10 cm
	T1420	14G x 20 cm	CT1420	13.5G x 15 cm
16G	T166	16G x 6 cm	–	–
	T169	16G x 9 cm	–	–
	T1611	16G x 11 cm	CT1611	15G x 6 cm
	T1615	16G x 15 cm	CT1615	15G x 10 cm
	T1620	16G x 20 cm	CT1620	15G x 15 cm
18G	T186	18G x 6 cm	–	–
	T189	18G x 9 cm	–	–
	T1811	18G x 11 cm	CT1811	17G x 6 cm
	T1815	18G x 15 cm	CT1815	17G x 10 cm
	T1820	18G x 20 cm	CT1820	17G x 15 cm
20G	T206	20G x 6 cm	–	–
	T209	20G x 9 cm	–	–
	T2011	20G x 11 cm	CT2011	19G x 6 cm
	T2015	20G x 15 cm	CT2015	19G x 10 cm
	T2020	20G x 20 cm	CT2020	19G x 15 cm
22G	T226	22G x 6 cm	–	–
	T229	22G x 9 cm	–	–
	T2215	22G x 15 cm	CT2215	20G x 10 cm
	–	22G x 20 cm	CT2220	20G x 15 cm

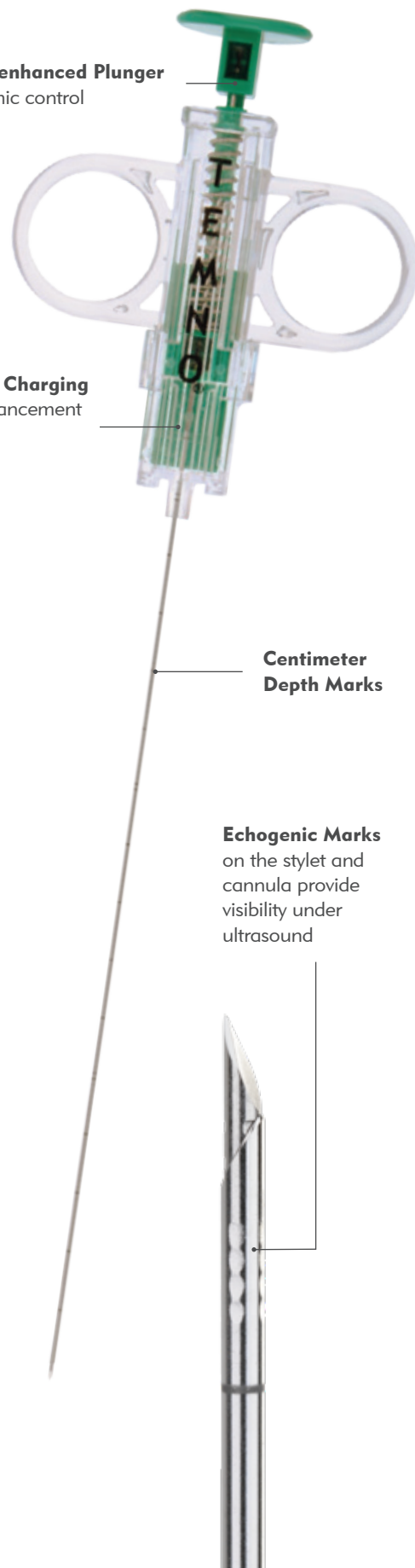
For single use only. Five devices per case.

Tactile-enhanced Plunger
Ergonomic control

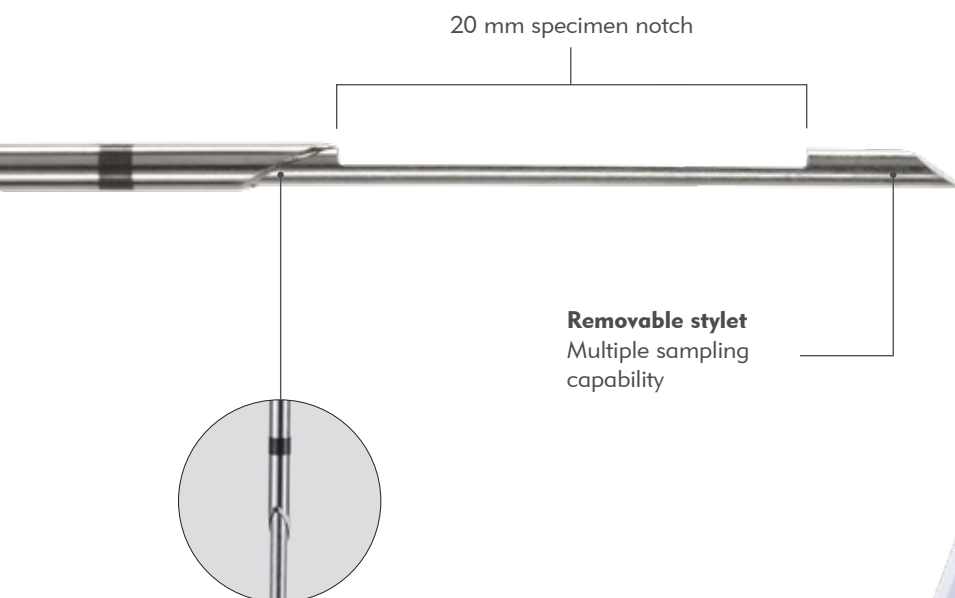
Smooth Charging
and advancement
of stylet

**Centimeter
Depth Marks**

Echogenic Marks
on the stylet and
cannula provide
visibility under
ultrasound



The Tru-Cut biopsy needle is designed for manual capture of high-quality tissue samples with minimal trauma to the patient.



Scalpel-sharp, surgical-steel cutting edge

Retrieves cleanly cut, high-quality specimens

**TRU-CUT®
ORDERING INFORMATION**

Gage Size	Standalone Biopsy Needle	Biopsy Needle Size
14G	2N2700X	14G x 7.6 cm
	2N2702X	14G x 11.4 cm
	2N2704X	14G x 15 cm
18G	2N2711X	18G x 7.6 cm
	2N2712X	18G x 11.4 cm
	2N2713X	18G x 15 cm

For single use only. Five devices per case.



Our thin-wall introducer needles provide a clear path that makes it easier to perform multiple needle biopsies at one site. Use them with any **Achieve** or **Temno** core biopsy needle.

The Introducer Needle

One gauge size larger than its compatible core tissue biopsy needle (except a 22 G needle uses a 20 G introducer, and a 14 G needle uses a 13.5 G introducer)

A clear luer lock hub
Provides visibility

The positive-locking skin stop
Controls forward migration

The trocar-point stylet
Penetrates tissue with ease for a smooth, straight insertion

Centimeter
Depth Marks

Echogenic tip
Facilitate ultrasound-guided procedures

UNIVERSAL COAXIAL INTRODUCER ORDERING INFORMATION

Needle Gauge	Coaxial Introducer Needle	Introducer Needle Size	Compatible Biopsy Needle Size
13.5G	PP1356	13.5G x 6 cm	14G x 11 cm
	PP13510	13.5G x 10 cm	14G x 15 cm
15G	PP156	15G x 6 cm	16G x 11 cm
	PP1510A	15G x 10 cm	16G x 15 cm
	PP1515A	15G x 15 cm	16G x 20 cm
17G	PP176	17G x 6 cm	18G x 11 cm
	PP1710	17G x 10 cm	18G x 15 cm
	PP1715	17G x 15 cm	18G x 20 cm
19G	PP196	19G x 6 cm	20G x 11 cm
	PP1910	19G x 10 cm	20G x 15 cm
	PP1915	19G x 15 cm	20G x 20 cm
20G	PP206	20G x 6 cm	22G x 11 cm
	PP2010	20G x 10 cm	22G x 15 cm
	PP2015	20G x 15 cm	22G x 20 cm

The needles in this catalog are not intended for use in bone.

For single use only. Ten devices per case.

Before using refer to Instructions for Use for indications, contraindications, warnings, precautions, and directions for use.



Understand. Innovate. Deliver.™

merit.com

Merit Medical Systems, Inc.
1600 West Merit Parkway
South Jordan, Utah 84095
1.801.253.1600
1.800.35.MERIT

Merit Medical Europe, Middle
East & Africa (EMEA)
Amerikalaan 42, 6199 AE
Maastricht-Airport
The Netherlands
+31 43 358 82 22

Merit Medical Ireland Ltd.
Parkmore Business Park West
Galway, Ireland
+353 (0) 91 703 733