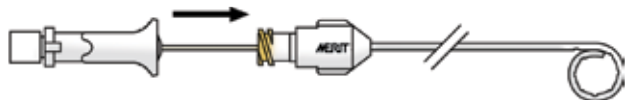


PIGTAIL CATHETER

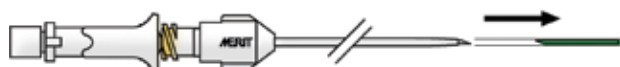
1. Insert the needle into catheter.



2. Insert the needle through the catheter until the needle hub is fully seated in the catheter hub.



3. Remove the distal obturator from the needle prior to inserting catheter into patient.



WARNING: Do not re-attach distal obturator to needle.

WARNING: Do not re-insert needle into catheter while the catheter is still in the patient.

STRAIGHT CATHETER

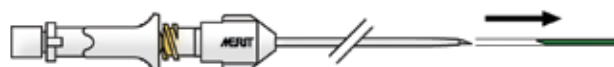
1. Insert the needle into catheter.



2. Insert the needle through the catheter until the needle hub is fully seated in the catheter hub.



3. Remove the distal obturator from the needle prior to inserting catheter into patient.



WARNING: Do not re-attach distal obturator to needle.

WARNING: Do not re-insert needle into catheter while the catheter is still in the patient.



Understand. Innovate. Deliver.™

Merit Medical Systems, Inc.
1600 West Merit Parkway
South Jordan, Utah 84095
1.801.253.1600
1.800.35.MERIT

Merit Medical Europe, Middle East, & Africa (EMEA)
Amerikalaan 42, 6199 AE Maastricht-Airport
The Netherlands
+31 43 358 82 22

Merit Medical Ireland Ltd.
Parkmore Business Park West
Galway, Ireland
+353 (0) 91 703 733

Merit.com

Austria
0800 295 374

Belgium
0800 72 906 (Dutch)
0800 73 172 (Français)

Denmark
80 88 00 24

Finland
0800 770 586

France
0800 91 60 30

Germany
0800 182 0871

Ireland (Republic)
1800 553 163

Italy
800 897 005

Luxembourg
8002 25 22

Netherlands
0800 022 81 84

Norway
800 11629

Portugal
308 801 034

Russia
+7 495 221 89 02

Sweden
020 792 445

Switzerland
(Deutsch)
+41 225180252
(Français)
+41 225948000
(Italiano)
+41 225180035
UK
0800 973 115