
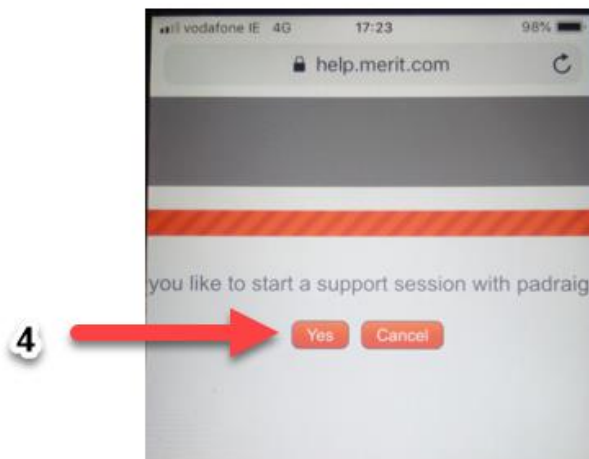


# Bomgar Mobile App

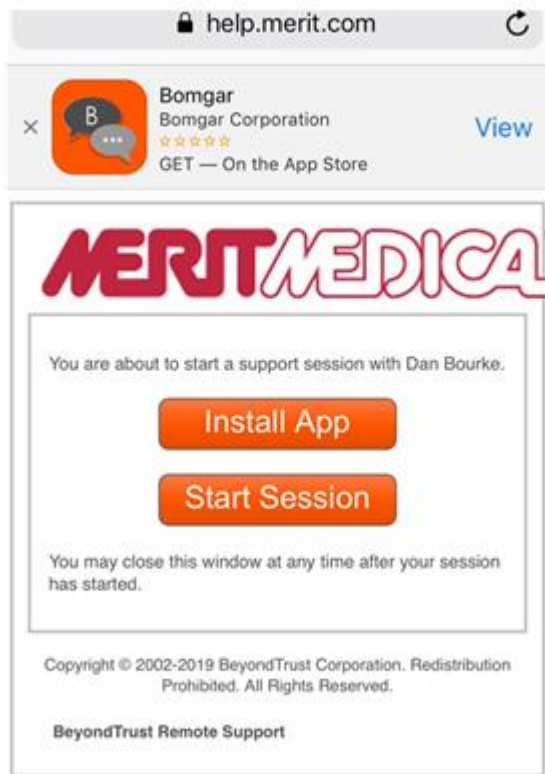
1. On your phone open a web browser and type help.merit.com
2. Enter the session key given by helpdesk
3. Press submit.



4. Click Yes to allow the remote session



5. Click Install App




6. Click Get




7. Open Bomgar app
8. Enter site address merit.bomgarcloud.com
9. Enter session key
10. Press submit



11. Press camera icon



12. Click start broadcast



13. Then select screen broadcast

