

DualCap® IV Pole Strips®

English

Disinfecting Caps for Needle-free Valves

Each sterile DualCap® contains 70% isopropyl alcohol.

INSTRUCTIONS FOR USE

Use Aseptic Technique

DUALCAP INSTALLATION

1. Grasp the Light Blue DualCap and remove from the IV Pole Strip®.
2. Twist the Light Blue DualCap onto the needleless luer access valve in clockwise direction.

TO REMOVE FOR IV LINE RECONNECTION:

1. Using two hands, grasp the needleless luer access valve and twist the Light Blue DualCap counter clockwise.
2. Visually inspect the needleless luer access valve to verify that it is securely attached to the catheter.
3. Reconnect the IV line.
4. Discard DualCap per institutional guidelines after use.

A new Light Blue DualCap should be placed on all luer access valves each time the IV line is disconnected and not in use.

No swabbing with alcohol is necessary when you keep all luer access valves capped with a Light Blue DualCap.











INDICATIONS FOR USE

When left in place for 30 seconds, the Light Blue DualCap disinfects needleless luer access valves; thereafter the caps provide a physical barrier to contamination up to 7 days under normal conditions if not removed.

PRECAUTIONS

- Do not use if package is broken, torn or punctured, or if the sponge appears to be dry.
- Do not re-use. Do not re-sterilize.
- Follow instructions for use and institutional guidelines for disposal.
- Two-handed removal must be used to ensure luer access valve is not removed unintentionally.
- Do not store at extreme conditions.

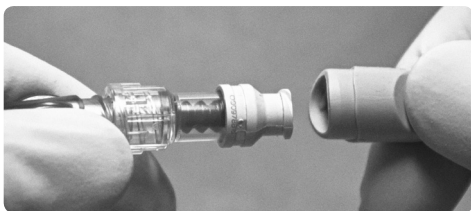
This device is NOT made with Natural Rubber Latex

	Caution, Consult Instructions for Use
	Caution
	Single Use. Do not reuse.
	Do not re-sterilize
	Use by date
	Catalog Number
	Sterilized using Irradiation
	Batch Code
	Federal (U.S.A.) Law restricts this device to sale by or on the order of a physician
	Do not use if package is damaged


1. SEPARATE



2. CONNECT



3. DISINFECT



CE 0086

 MERITMEDICAL®

www.merit.com



Manufacturer:

Merit Medical Systems, Inc.

1600 West Merit Parkway, South Jordan, Utah 84095 U.S.A.

1-801-253-1600

U.S.A Customer Service 1-800-356-3748



Authorized Representative:

Merit Medical Ireland Ltd, Parkmore Business Park West, Galway, Ireland

EC Customer Service +31 43 3588222