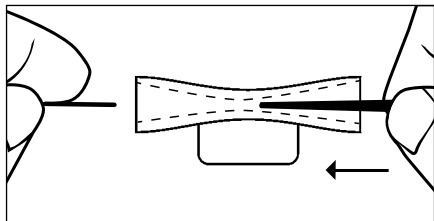




GUIDE WIRE INSERTION DEVICE

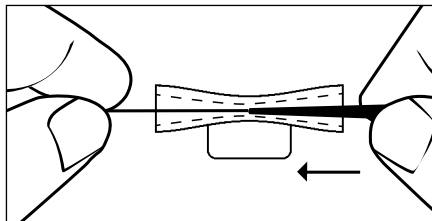
INTENDED USE: The BowTie™ guide wire insertion device is used to facilitate placement of the proximal end of a micro guide wire ≤ 0.018 " into the tip of another device such as a dilator, introducer or catheter.

Step 1



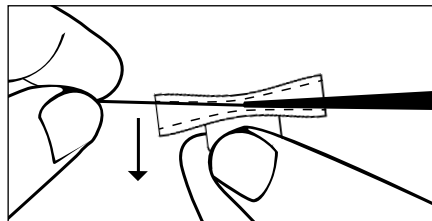
Place the distal end of device (dilator, introducer, catheter, etc.) through the BowTie. Device should not go past the mid part of the BowTie.

Step 2



Advance the BowTie, with the device, over the proximal end of the guide wire.

Step 3



When the guide wire is in the device, remove the BowTie by pulling down on the tab. The slit on the top of the BowTie facilitates easy removal.